comm@antideflagrantigce.com

Armature stroboscopiche allo xeno XF-EV

XF-EVA50XF-EVA100XF-EVA200XF

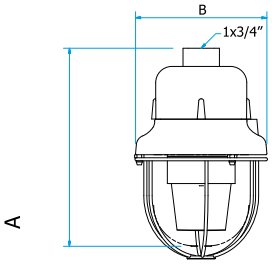

XF-EVC50XF-EVC100 XF-EVC200X

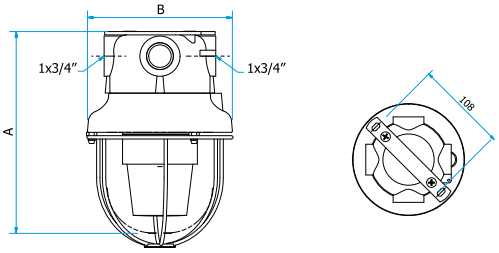

F-EVJ50XF

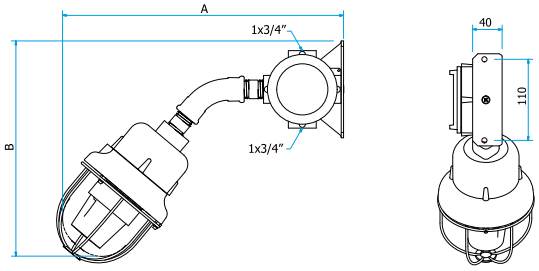

Le armature stroboscopiche allo xeno XF-EV trovano collocamento in impianti di allarme segnalazione sia fissi che mobili. Sono altresì utilizzate in impianti off-shore in versione acciaio inox AISI 316L.
La versione standard è costituita da un corpo di alluminio a basso tenore di rame e da una parte in vetro borosilicato ad alta resistenza meccanica ed elevata temperatura.
Le segnalazioni sono realizzate con l'impiego di lampade allo Xeno stroboscopiche con risultati ottici elevati, in relazione ai consumi, grazie anche alle potenze disponibili: 6J, 12J, 16J, 18J, 32J.
Il circuito elettronico è basato su un microprocessore che fornisce la cadenza del lampeggio e su un condensatore che pilota la lampada.
I diversi colori della calotta (rosso, giallo, arancio, verde, blu, trasparente) permettono di soddisfare le varie esigenze di impianto.
Il gruppo ottico è provvisto di un attacco E27 per una rapida sostituzione
SONO INOLTRE DISPONIBILI LAMPADE STROBOSCOPICHE A LED

VENGONO FORNITI 3 MODELLI DI INSTALLAZIONE

XF-EVA installazione a sospensione con un imbocco da 3/4" NPT (ANSI/ASME B1.20.1)

XF-EVC installazione a soffitto con due o tre imbocchi da 3/4" NPT

XF-EVJ installazione a parete con due imbocchi da 3/4" NPT







GABBIA A RICHIESTA

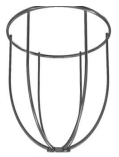

Un maggior numero di imbocchi e/o altri tipi di filettatura possono essere eseguiti a richiesta. Tre modelli di grandezza differente (EV50, EV100, EV200) assicurano una gamma completa per coprire le varie esigenze come spazio o grande visibilità.

xenon stroboscopic series XF-EV find uses in both fixed and mobile alarm and warning systems. The stainless steel AISI 316L version is also used in offshore plants. The standard version consists of a body made of aluminium with a low copper content and a borosilicate glass part with high mechanical resistance and high temperature resistance. The signals are made by using strobe xenon lamps with high optical results in terms of consumption, thanks also to the available wattages: 6J, 12J, 16J, 18J, 32J. The electronic circuit has a microprocessor that controls the frequency of flashing and a capacitor that drives the lamp.
The different colors of the shell (red, yellow, orange, green, blue, transparent) allow the various requirements of installation to be met.

LED STROBE LAMPS ARE ALSO AVAILABLE

The optical unit is equipped with an E27 connection for rapid substitution.
Three models are available:

XF-EVA hanging installation with one 3/4" NPT openings (ANSI/ASME B1.20.1)

XF-EVC ceiling installation with two or three 3/4" NPT openings

XF-EVJ wall installation with two 3/4" NPT openings

More openings and/or other size of threads can be supplied on request.
The three models of different dimensions (EV50, EV100, EV200) provide a complete range to cover a variety of requirements such space or high visibility.

comm@antideflagrantigce.com

comm@antideflagrantigce.com

XF-EVA-50-[1]

	DIMENSION A MM	DIMENSION B MM	WEIGHT KG	LAMP HOLDER	LAMPS						
					LAMP TYPE	JOULE OR WATT	POWER SUPPLY V	WORKING CURRENT A	POWER CONSUMP. W	CLASS TA: +40°C	MAX TEMP. SURFACE
AL	195	135	1.55	E27	XF*	6 J	12/24	0,18-0,09	2,6	T6	T 85°C
					XF*	6 J	48	0,045	2,6	T6	T 85°C
					XF*	6 J	110	0,022	2,5	T6	T 85°C
					XF*	6 J	230	0,011	2,5	T6	T 85°C
					XF*	12 J	110	0,040	5,2	T6	T 85°C
					XF*	12 J	230	0,022	5,0	T6	T 85°C
SS	195	135	3.00	E27	XF*	16 J	12/24	0,48-0,24	5,7	T6	T 85°C
					XF*	16 J	48	0,12	5,7	T6	T 85°C
					XF*	16 J	110	0,058	6,7	T6	T 85°C
					XF*	16 J	230	0,029	6,7	T6	T 85°C
					XF*	18 J	110	0,066	7,5	T6	T 85°C
					XF*	18 J	230	0,033	7,5	T6	T 85°C
					XF*	32 J	110	0,12	13.4	T6	T 85°C
					XF*	32 J	230	0,06	13.4	T6	T 85°C
					LED*	9 W	--	--	--	T6	T 85°C
					LED*	17 W	--	--	--	T5	T 100°C

XF-EVA-100-[1]

DIMENSION A MM	DIMENSION B MM	WEIGHT KG	LAMP HOLDER	LAMPS						
				LAMP TYPE	JOULE OR WATT	POWER SUPPLY V	WORKING CURRENT A	POWER CONSUMP. W	CLASS TA: +40°C	MAX TEMP. SURFACE
245	152	2.30	E27	XF	6 J	12/24	0,18-0,09	2,6	T6	T 85°C
				XF	6 J	48	0,045	2,6	T6	T 85°C
				XF	6 J	110	0,022	2,5	T6	T 85°C
				XF	6 J	230	0,011	2,5	T6	T 85°C
				LED	9 W	--	--	--	T6	T 85°C

XF-EVA-200-[1]

DIMENSION A MM	DIMENSION B MM	WEIGHT KG	LAMP HOLDER	LAMPS						
				LAMP TYPE	JOULE OR WATT	POWER SUPPLY V	WORKING CURRENT A	POWER CONSUMP. W	CLASS TA: +40°C	MAX TEMP. SURFACE
277	178	3.33	E27	XF	6 J	12/24	0,18-0,09	2,6	T6	T 85°C
				XF	6 J	48	0,045	2,6	T6	T 85°C
				XF	6 J	110	0,022	2,5	T6	T 85°C
				XF	6 J	230	0,011	2,5	T6	T 85°C

[1] AL ALLUMINIO ALUMINUM ALLOY
SS ACCIAIO INOX STAINLESS STEEL

comm@antideflagrantigce.com

comm@antideflagrantigce.com

XF-EVC-50-[1]

	DIMENSION A MM	DIMENSION B MM	WEIGHT KG	LAMP HOLDER	LAMPS: LAMP TYPE	JOULE OR WATT	POWER SUPPLY V	WORKING CURRENT A	POWER CONSUMP. W	CLASS TA: +40°C	MAX TEMP. SURFACE
AL	185	135	1.50	E27	XF*	6 J	12/24	0,18-0,09	2,6	T6	T 85°C
					XF*	6 J	48	0,045	2,6	T6	T 85°C
					XF*	6 J	110	0,022	2,5	T6	T 85°C
					XF*	6 J	230	0,011	2,5	T6	T 85°C
					XF*	12 J	110	0,040	5,2	T6	T 85°C
					XF*	12 J	230	0,022	5,0	T6	T 85°C
					XF*	16 J	12/24	0,48-0,24	5,7	T6	T 85°C
					XF*	16 J	48	0,12	5,7	T6	T 85°C
					XF*	16 J	110	0,058	6,7	T6	T 85°C
					XF*	16 J	230	0,029	6,7	T6	T 85°C
SS	195	135	3.00	E27	XF*	18 J	110	0,066	7,5	T6	T 85°C
					XF*	18 J	230	0,033	7,5	T6	T 85°C
					XF*	32 J	110	0,12	13.4	T6	T 85°C
					XF*	32 J	230	0,06	13.4	T6	T 85°C
					LED*	9 W	--	--	--	T6	T 85°C
					LED*	17 W	--	--	--	T5	T 100°C

XF-EVC100-[1]

DIMENSION A MM	DIMENSION B MM	WEIGHT KG	LAMP HOLDER	LAMPS: LAMP TYPE	JOULE OR WATT	POWER SUPPLY V	WORKING CURRENT A	POWER CONSUMP. W	CLASS TA: +40°C	MAX TEMP. SURFACE
365	152	3.00	E27	XF	6 J	12/24	0,18-0,09	2,6	T6	T 85°C
				XF	6 J	48	0,045	2,6	T6	T 85°C
				XF	6 J	110	0,022	2,5	T6	T 85°C
				XF	6 J	230	0,011	2,5	T6	T 85°C
				LED	9 W	--	--	--	T6	T 85°C

XF-EVC200-[1]

DIMENSION A MM	DIMENSION B MM	WEIGHT KG	LAMP HOLDER	LAMPS: LAMP TYPE	JOULE OR WATT	POWER SUPPLY V	WORKING CURRENT A	POWER CONSUMP. W	CLASS TA: +40°C	MAX TEMP. SURFACE
405	178	4,00	E27	XF	6 J	12/24	0,18-0,09	2,6	T6	T 85°C
				XF	6 J	48	0,045	2,6	T6	T 85°C
				XF	6 J	110	0,022	2,5	T6	T 85°C
				XF	6 J	230	0,011	2,5	T6	T 85°C

[1] AL ALLUMINIO ALUMINUM ALLOY
SS ACCIAIO INOX STAINLESS STEEL

comm@antideflagrantigce.com

comm@antideflagrantigce.com

XF-EVJ-50-[1]

DIMENSION A MM	DIMENSION B MM	WEIGHT KG	LAMP HOLDER	LAMPS: LAMP TYPE	JOULE OR WATT	POWER SUPPLY V	WORKING CURRENT A	POWER CONSUMP. W	CLASS TA: +40°C	MAX TEMP. SURFACE
360	*235*	*2,48*	*E27*	*XF**	*6 J*	*12/24*	*0,18-0,09*	*2,6*	*T6*	*T 85°C*
				XF*	6 J	48	0,045	2,6	T6	T 85°C
				XF*	6 J	110	0,022	2,5	T6	T 85°C
				XF*	6 J	230	0,011	2,5	T6	T 85°C
				XF*	12 J	110	0,040	5,2	T6	T 85°C
				XF*	12 J	230	0,022	5,0	T6	T 85°C
				XF*	16 J	12/24	0,48-0,24	5,7	T6	T 85°C
				XF*	16 J	48	0,12	5,7	T6	T 85°C
				XF*	16 J	110	0,058	6,7	T6	T 85°C
				XF*	16 J	230	0,029	6,7	T6	T 85°C
				XF*	18 J	110	0,066	7,5	T6	T 85°C
				XF*	18 J	230	0,033	7,5	T6	T 85°C
				XF*	32 J	110	0,12	13.4	T6	T 85°C
				XF*	32 J	230	0,06	13.4	T6	T 85°C
				LED*	9 W	--	--	--	T6	T 85°C
				LED*	17 W	--	--	--	T5	T 100°C

XF-EVJ-100[1]

DIMENSION A MM	DIMENSION B MM	WEIGHT KG	LAMP HOLDER	LAMPS: LAMP TYPE	JOULE OR WATT	POWER SUPPLY V	WORKING CURRENT A	POWER CONSUMP. W	CLASS TA: +40°C	MAX TEMP. SURFACE
390	270	3,22	E27	XF	6 J	12/24	0,18-0,09	2,6	T6	T 85°C
				XF	6 J	48	0,045	2,6	T6	T 85°C
				XF	6 J	110	0,022	2,5	T6	T 85°C
				XF	6 J	230	0,011	2,5	T6	T 85°C
				LED	9 W	--	--	--	T6	T 85°C

XF-EVJ-200[1]

DIMENSION A MM	DIMENSION B MM	WEIGHT KG	LAMP HOLDER	LAMPS: LAMP TYPE	JOULE OR WATT	POWER SUPPLY V	WORKING CURRENT A	POWER CONSUMP. W	CLASS TA: +40°C	MAX TEMP. SURFACE
430	290	4,24	E27	XF	6 J	12/24	0,18-0,09	2,6	T6	T 85°C
				XF	6 J	48	0,045	2,6	T6	T 85°C
				XF	6 J	110	0,022	2,5	T6	T 85°C
				XF	6 J	230	0,011	2,5	T6	T 85°C

[1] AL ALLUMINIO ALUMINUM ALLOY
SS ACCIAIO INOX STAINLESS STEEL

comm@antideflagrantigce.com

certificazioni//*certification data*

CLASSIFICATION	GROUP II	CATEGORY 2GD
INSTALLATIONS	ZONE 1 – ZONE 2 (GAS)	ZONE 21 – ZONE 22 (DUST)
MARKING	CE Ex II 2GD Ex d IIC T5/T6 Gb Ex tb IIIC T 100°C/85°C Db IP65/IP66	
CERTIFICATION	ATEX INERIS 01 ATEX 0072X	
STANDARDS	EN 60079-0 IEC 60079-0 EN 60079-1 IEC 60079-1 EN 60079-31 IEC 60079-31 AND EUROPEAN DIRECTIVE 34/14/UE : 2014	
CLASS TEMPERATURE	SEE SELECTION CHART	
AMBIENT TEMPERATURE	STANDARD -20°C +40°C	SPECIAL -20°C +60°C XF-EVA50 WITH XENON FLASH, LED LAMP
DEGREE OF PROTECTION	IP65/IP66 (XF-EVA50)	

caratteristiche meccaniche//*mechanical features*

BODY AND COVER	LOW COOPER CONTENT ALUMINUM ALLOY
GLOBE	SHOCK AND TEMPERATURE RESISTANT BOROSILICATE GLASS
LAMP	STROBOSCOPIC XENON 6J WITH ELECTRONIC MODULE
GASKET	SILICONE ACID/HYDROCARBON RESISTANT
BOLT AND SCREWS	ST. ST. A2
MOUNTING	PENDANT
ENTRY	DIRECT 3/4"
ENTRIES	3/4" 7/1 – NPT – M25 X 1,5 THREADED
HOUSING FINISH (ALUMINUM)	EPOXY COATING STANDARD RAL 7000 (GREY) OR RAL 3000 (RED) ON REQUEST

HOUSING FINISH (STAINLESS STEEL) SANDBLAST FINISHS

caratteristiche elettriche//*electrical features*

POWER SUPPLY	12/24-48-110-230V
LAMP HOLDER	E27
FREQUENCY	50/60 Hz
FLASHING FREQUENCY	1 Hz

Key:
* special TA +60°C // LED = with Led // XF = xenon flash

accessori su richiesta//*accessories on request*

> Colori disponibili per la lampada stroboscopica: rosso, blu, verde, arancione, giallo, trasparente // *Colors available for the stroboscopic xenon lamp: red, blue, green, orange, yellow, transparent*
> Varie potenze // *Flashing energy 12J, 16J, 18J, 32J*
> Varie frequenze di lampeggio // *Different flashing frequencies*
> Lampade Led // *Led lamps*
> Gabbia di protezione inox AISI 316L elettrolucidata // *ST. ST. 316L electro-polished cage*
> Pressacavo // *Cable gland*