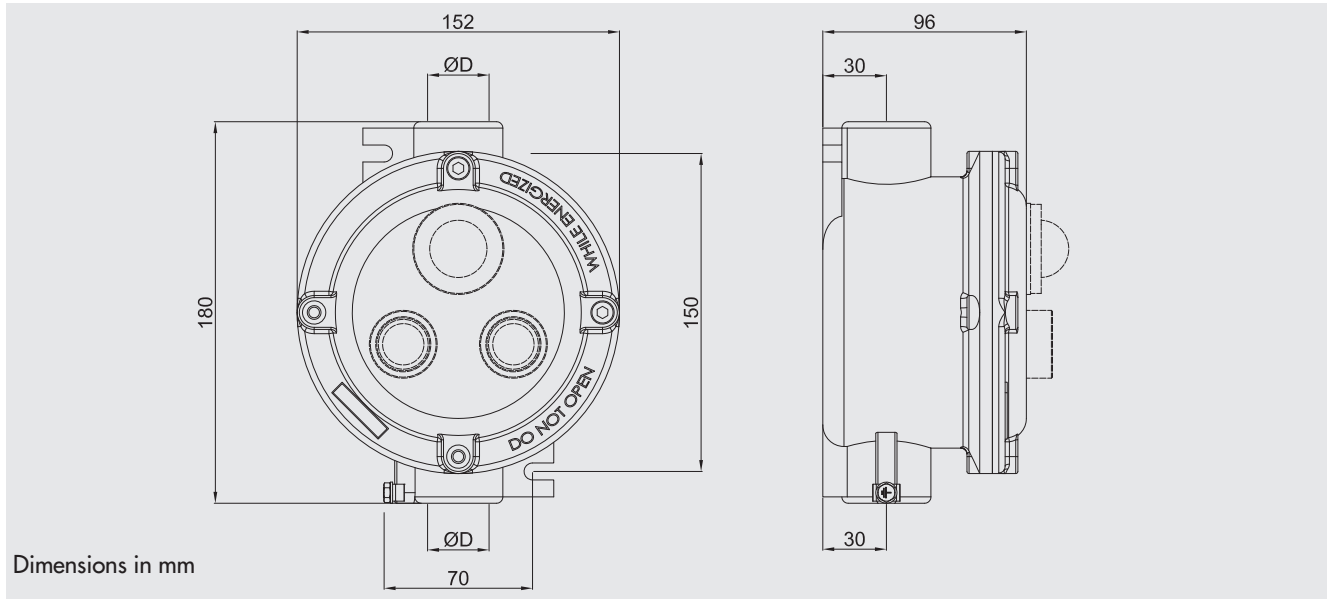




DIMENSIONAL DRAWING















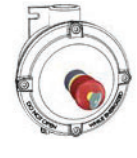

CODE SELECTION TABLE

Illustration	Entry ØD	Description	Diagram	Weight Kg	Codes
	1" ISO 7/1	Single body: button		1.4	EFDC-21
	1" NPT				EFDC-21N
	1" ISO 7/1	Single body: indicator light		1.4	EFDC-25
	1" NPT				EFDC-25N
	1" ISO 7/1	Single body: two buttons		1.5	EFDC-22
	1" NPT				EFDC-22N
	1" ISO 7/1	Single body: two indicator lights		1.5	EFDC-24
	1" NPT				EFDC-24N
	1" ISO 7/1	Single body: pushbutton with indicator light		1.5	EFDC-23
	1" NPT				EFDC-23N
	1" ISO 7/1	Single body: three buttons		1.6	EFDC-27
	1" NPT				EFDC-27N
	1" ISO 7/1	Single body: three indicator lights		1.6	EFDC-20
	1" NPT				EFDC-20N
	1" ISO 7/1	Single body: two pushbuttons and an indicator light		1.6	EFDC-28
	1" NPT				EFDC-28N
	1" ISO 7/1	Single body: pushbutton with two indicator lights		1.6	EFDC-29
	1" NPT				EFDC-29N



EFDC Series... Control and signalling station

CODE SELECTION TABLE

Illustration	Entry ØD	Description	Diagram	Weight Kg	Codes	
	1" ISO 7/1	Single body: four pushbuttons		1.8	EFDC-30	
	1" NPT				EFDC-30N	
	1" ISO 7/1	Single body: four indicator lights		1.8	EFDC-31	
	1" NPT				EFDC-31N	
	1" ISO 7/1	Single body: three pushbuttons with an indicator light		1.8	EFDC-32	
	1" NPT				EFDC-32N	
	1" ISO 7/1	Single body: two pushbuttons with two indicator lights		1.8	EFDC-33	
	1" NPT				EFDC-33N	
	1" ISO 7/1	Single body: pushbutton with three indicator lights		1.8	EFDC-34	
	1" NPT				EFDC-34N	
		1" ISO 7/1	Single body: emergency pushbutton station with protective glass and hammer		1.4	EFDC-21EMV
		1" NPT				EFDC-21EMVN
	1" ISO 7/1	Single body: emergency pushbutton station		1.4	EFDC-21EM	
	1" NPT				EFDC-21EMN	
	1" ISO 7/1	Emergency pushbutton station with 'twist to release' mushroom head pushbutton		1.4	EFDC-21EMR	
	1" NPT				EFDC-21EMRN	
	1" ISO 7/1	Emergency pushbutton station with key release mushroom head pushbutton (when the button is pressed, turn the key to release)		1.4	EFDC-21EMC	
	1" NPT				EFDC-21EMCN	



CODE SELECTION TABLE

Illustration	Entry ØD	Description	Diagram	Weight Kg	Codes
	1" ISO 7/1	Emergency pushbutton station with 'twist to release' mushroom head pushbutton and pushbutton		1.5	EFDC-21EMRV1
	1" NPT				EFDC-21EMRV1N
	1" ISO 7/1	Emergency pushbutton station with 'twist to release' mushroom head pushbutton, pushbutton and indicator light		1.5	EFDC-21EMRV2
	1" NPT				EFDC-21EMRV2N
	1" ISO 7/1	Single body: emergency pushbutton station with mushroom head pushbutton and key reset		1.4	EFDC-21EMCV1
	1" NPT				EFDC-21EMCV1N
	1" ISO 7/1	Single body: emergency pushbutton station with mushroom head pushbutton and key reset, pushbutton and indicator light		1.4	EFDC-21EMCV2
	1" NPT				EFDC-21EMCV2N
	1" ISO 7/1	Single body: Single pole selector		2.0	EFDC-1C
	1" NPT				EFDC-1CN
	1" ISO 7/1	Single body: Double pole selector		2.1	EFDC-2C
	1" NPT				EFDC-2CN

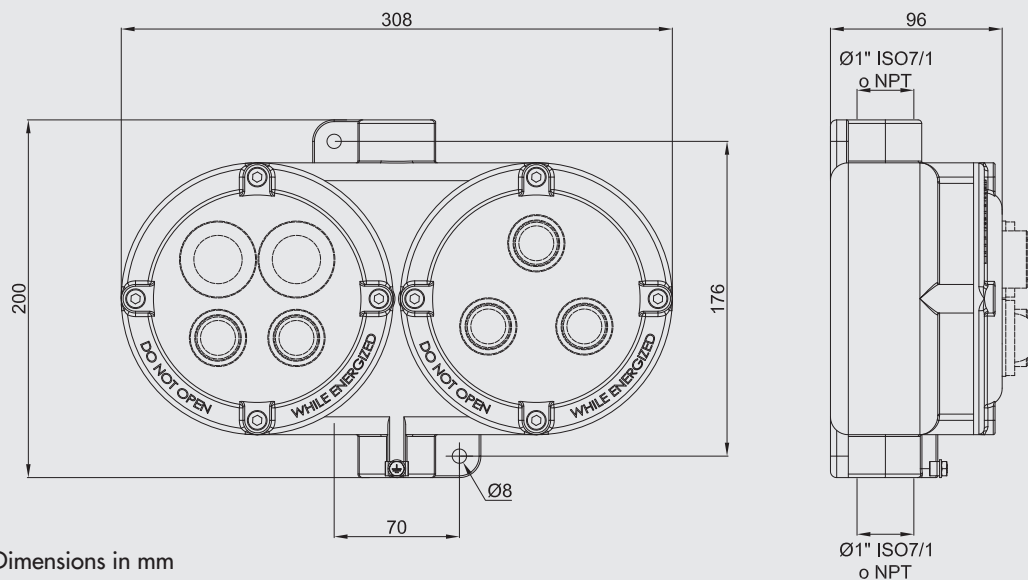
Note:
For non-standard arrangements, contact the Sales Office.

EFDC Series... Control and signalling station (Double body)

DESCRIPTION

EFDC series control and signalling stations -.../... are double bodied enclosures and can contain up to eight devices. They are used for the remote control of devices such as distribution panels for lights, pumps, starter motors, etc.

DIMENSIONAL DRAWING



CODE SELECTION TABLE

Use the code in the selection table of EFDC single body stations to compose the code for double body stations.

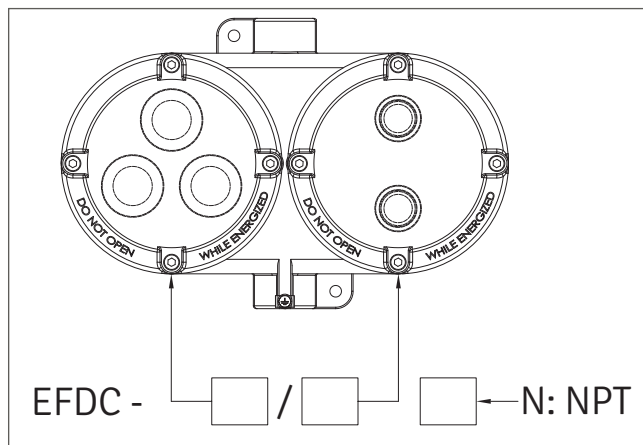
Example:

EFDC-20/22

Double body station with three indicator lights in the left-hand enclosure and two pushbuttons in the one to the right. Two 1" ISO7/1 fittings.

EFDC-23/21N

Double body station with pushbutton and indicator light in the left-hand enclosure and a pushbutton in the one to the right. Two 1" NPT fittings.



EFDC33/2C connected to an instrument casing CSC-H with ammeter.